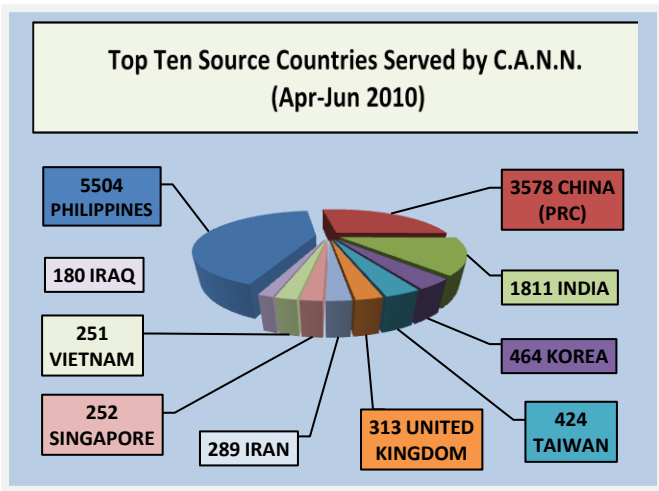


**CANN Statistical Highlights**
**\***
**Second Quarter 2010**
**Total number of immigrants rising**

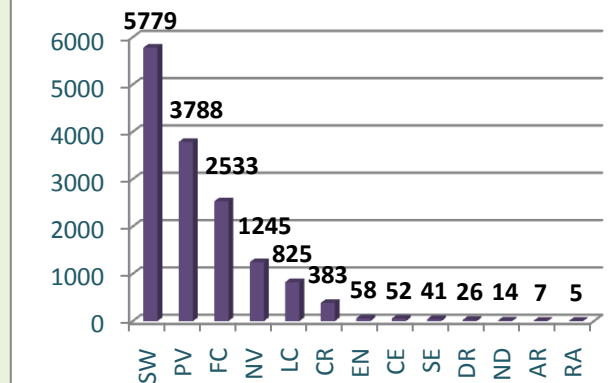
Compared to the same quarter last year, the total number of immigrants served by C.A.N.N. at Vancouver International Airport rose by 18% from 12,543 to 14,756 individuals.

**Philippines top source country; India rising numbers**

The number of immigrants from India rose by 41%, representing the third largest group after immigrants from the Philippines and China (PRC). The number of immigrants from the Philippines rose by 22%, whereas the number of immigrants from China remained almost unchanged.


**Numbers under Skilled Worker category rising significantly**

The numbers of immigrants under the Live-In Caregiver, Family Class and Investor category decreased by 32%, 10% and 4% respectively.

**Total of New Immigrants Served by C.A.N.N. by Category (Apr - Jun 2010)**


- SW Skilled Worker
- PV Provincial Nominee
- FC Family Class
- NV Investor
- LC Live-in Caregiver
- CR Convention Refugee
- EN Entrepreneur
- CE Canadian Experience
- SE Self Employed
- DR Dependent of Refugee
- ND Independent
- AR Assisted Relative
- RA Asylum Country - Refugee

In contrast, the number of Skilled Workers increased by as much as 78% and the number of Provincial Nominees by 20%. The number of new immigrants arriving under the Canadian Experience category increased by 11% from 47 to 52.

### Distribution among the provinces shifting

Numbers for Alberta as final destination for immigrants served by C.A.N.N. rose by 46%, numbers for British Columbia by 27%. The top source countries for new immigrants destined to BC were

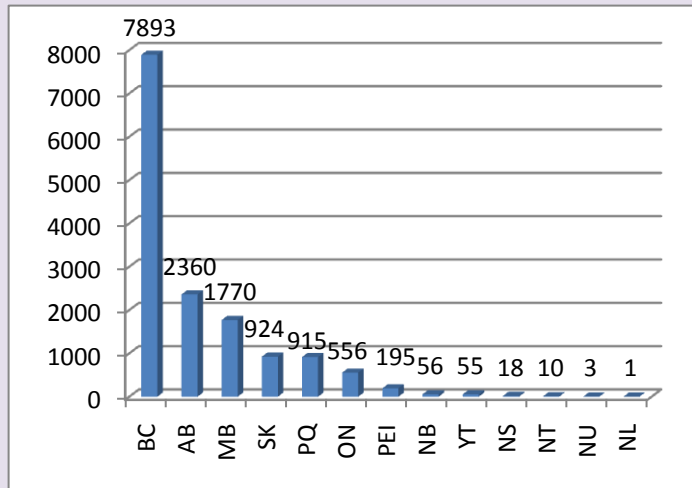
- China (1,791)
- India (1,693)
- Philippines (1,376)
- Taiwan (391)
- Iran (271).

The most obvious shift is regarding immigrants from the Philippines: The number of immigrants from the Philippines destined to Alberta increased by 62% from 965 to 1,568. The number of immigrants from the Philippines destined to BC also increased by 43% from 961 to 1,376.

In contrast to the increases for BC and Alberta, this quarter, the number of immigrants from the Philippines who stated that they intended to settle in Manitoba, Ontario and Quebec decreased. The number of immigrants from the Philippines stating the intention to settle in Ontario decreased by 22% from 317 to 246. For Manitoba we witnessed just a slight decrease of 5% from 1381 to 1317, and for Quebec the numbers decreased by 33% from 279 to 188 individuals.

Also decreasing was the number of Chinese (PRC) immigrants destined to Manitoba, by 29% from 395 to 281. Quebec was slightly more attractive to immigrants from the PRC than during the same quarter last year, causing numbers to rise by 3% from 629 to 647.

**Total number of New Immigrants served by C.A.N.N. by Final Destination (Apr-Jun 2010)**



### Iraq top source country for refugees in second quarter

CANN received 387 government-assisted and privately-sponsored refugees this quarter. Top source countries were:

- Iraq (172),
- Myanmar (91),
- Somalia (36),
- Iran (27),
- Afghanistan (24),
- Bhutan (8).

The shift in flight patterns and late-evening domestic arrivals continued this quarter. As a result, over half of the clients were provided with after-hours service.