



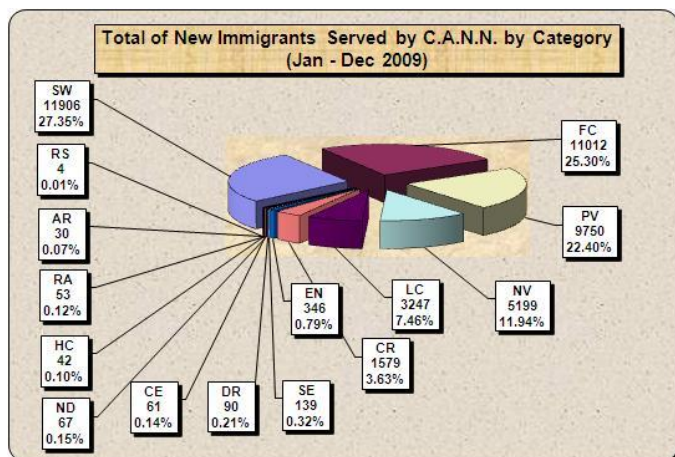
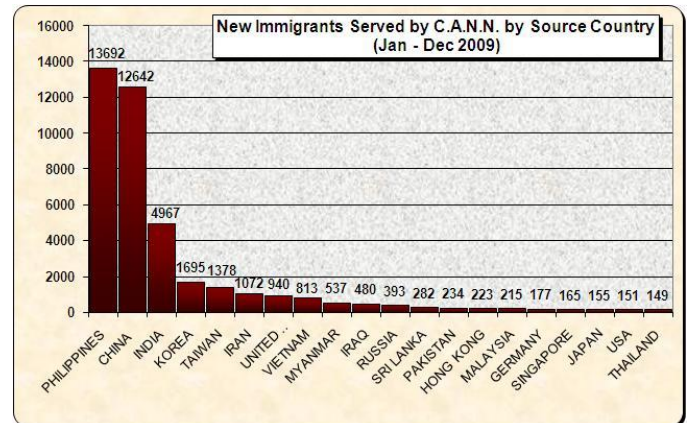
## CANN Statistical Highlights



## 2009 Summary

### Total number of new immigrants rises

In 2009, CANN provided services to a total of 43,525 new immigrants arriving at YVR. This number is a significant increase of 10% compared to the total number of immigrants served in 2008. The top three immigrant categories in 2009 are skilled worker (27%) followed closely by family class (25%) and provincial nominee (22%).



### Increased assistance to refugees

The total number of government-assisted and privately-sponsored refugees arriving at YVR increased by 17% (1,636 individuals in 2009; 1,395 in 2008). More importantly, these clients required, and were provided with, additional assistance much more than the year before.

Compared to 2008, the number of clients given emergency clothing rose 56%. There was a 300% increase in the number of clients with wheelchair requirements. The number of clients provided with an overnight hotel stay in Vancouver before boarding their connecting flight tripled that of 2008. The number of clients escorted to their same-day connecting flights doubled that of 2008. And due to changes in flight patterns and late-evening domestic arrivals, the number of clients provided with after-hours service went up 30%.

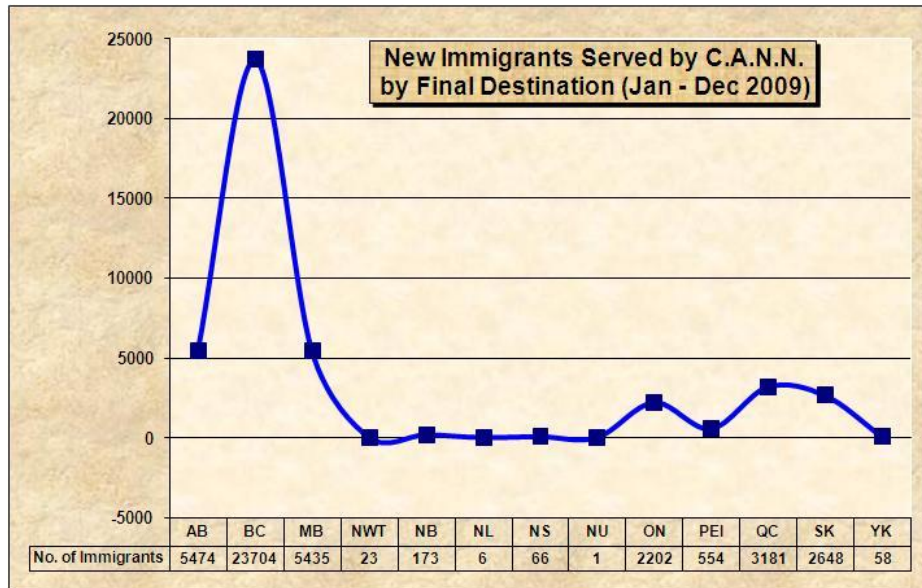
Similar to statistics from 2008, the top five source countries of refugees arriving at YVR in 2009 are Myanmar, Iraq, Iran, Somalia, and Afghanistan.

### CANN welcomes the world

In 2009, our multilingual staff provided a warm welcome to immigrants and refugees from 145 countries. The Philippines replaced China as the number one source country of immigrants (32% from the Philippines compared to 29% from China). However, it should be noted that only 23% of Filipinos served at YVR ended up settling in BC. In comparison, over 53% of immigrants from China intended to settle in BC after arrival at YVR. Other significant source countries include India (11%), Korea (4%), Taiwan (3%), and Iran (2.5%).

## New immigrants destined to the Prairies steadily on the rise, while arrival number to BC drops

The number of new immigrants received at YVR and destined to the Prairie Provinces jumped from 9,420 individuals in 2008 to 13,557 in 2009 – a 44% increase. Meanwhile, the number of those who have chosen BC as their final destination decreased by 3% compared to last year’s statistics. The total number, as well as percentages, of new immigrants destined to other provinces and territories in 2009 remained relatively similar to statistics from 2008.



*C.A.N.N. provides orientation and information services to immigrants arriving at the Vancouver International Airport.*

*The statistical information provided in this release is based on data collected for new immigrants received by C.A.N.N.*

*For more information: [www.success.bc.ca/cann](http://www.success.bc.ca/cann)*