



CANN Statistical Highlights



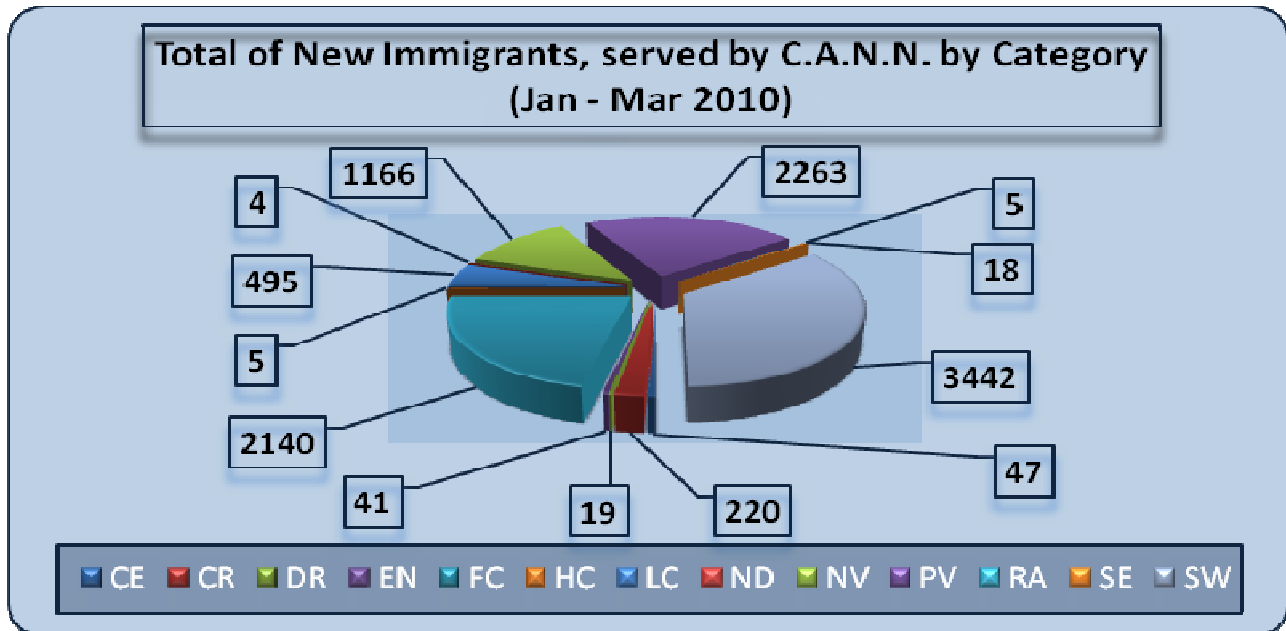
First Quarter 2010

Total number of immigrants grows

During the first quarter of 2010, 9865 new immigrants were received by CANN at VIA. This is an increase of 11% when compared with the same period last year.

Provincial Nominee, Skilled Worker and Canadian Experience arrivals rise

The proportion of new immigrants received by CANN under the Provincial Nominee category increased from 20% to 23% of the total arrivals this quarter when compared with the same period last year. The total number of new immigrants received under the Skilled Worker category also increased from 24% to 35% of the total arrivals this quarter when compared with the same period last year. The Live-in Caregiver category arrivals declined from 9% to 5% of the total arrivals this quarter when compared with the same period last year. This quarter CANN received a total of 47 new immigrants under the recently formed Canadian Experience category.

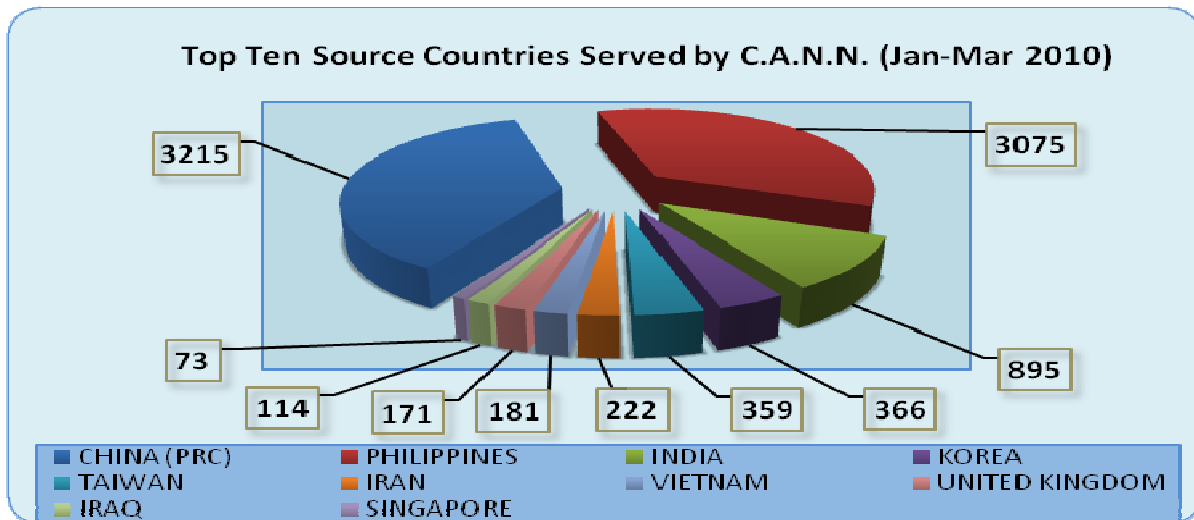


China starts 2010 as leading source country

Immigrants from China were the leading source of newcomers received by CANN at VIA during the first quarter of 2010. They accounted for 33% of the total arrivals this quarter (up from 32% in 2009). This quarter, immigrants from the Philippines accounted for 31% while India accounted for 10 %, Korea for 3.5% and Taiwan for 3.5% of the total new immigrants received by CANN.

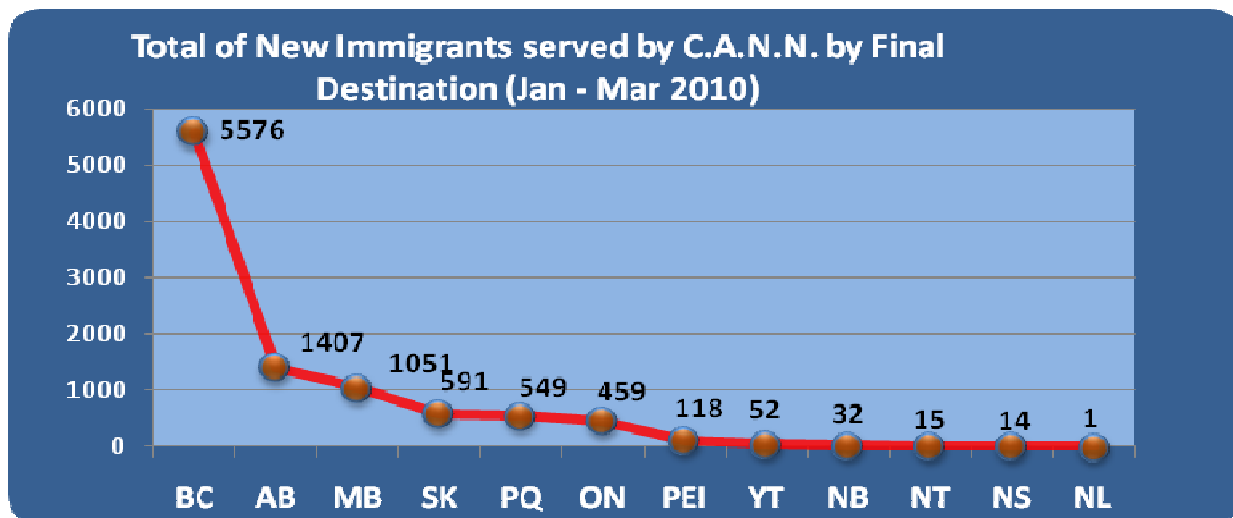
Iraq top source country for refugees

CANN received 225 government-assisted and privately-sponsored refugees this quarter. Top source countries were Iraq (109), Myanmar (62) and Iran (21). CANN welcomes 1500 – 2000 government-assisted and privately-sponsored refugees each year.



Immigrants from the Philippines top source country for the Prairies

Forty-three percent of new immigrants served by CANN were destined to provinces outside of BC this quarter. New immigrants from the Philippines were the top source country for new immigrants destined to Alberta, Saskatchewan and Manitoba. This quarter, 62% of the total new immigrants from the Philippines were destined to the Prairie Provinces. In comparison, 29% of the total immigrants arriving from the Philippines this quarter were destined to British Columbia.



C.A.N.N. provides orientation and information services to immigrants arriving at the Vancouver International Airport. The statistical information provided in this release is based on data collected for new immigrants received by C.A.N.N.. For more information: www.success.bc.ca/cann