



## CANN Statistical Highlights



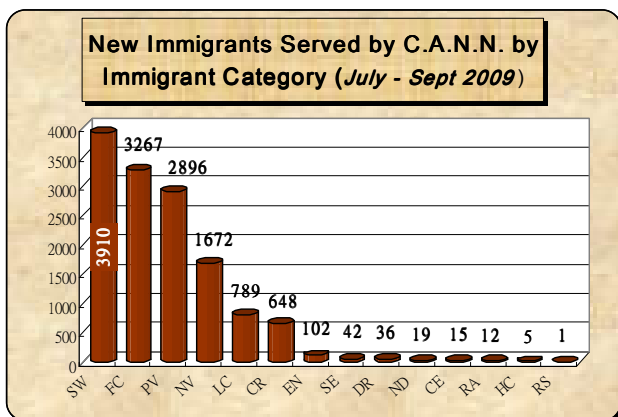
## Third Quarter 2009

### Total number of immigrants grows.

During the third quarter of 2009, 13,414 new immigrants were received by CANN at VIA. This is an increase of 9 per cent when compared with the same period last year.

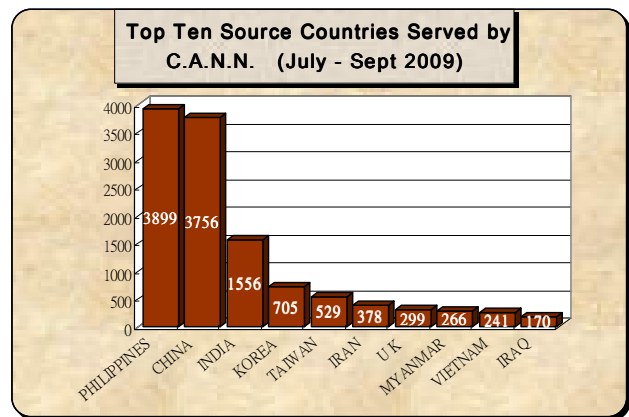
### Provincial nominee arrivals continue to climb.

The number of new immigrants received by CANN under the Provincial Nominee category rose by 57 per cent this quarter when compared with the same period last year. The large majority of provincial nominee immigrants arrived from the Philippines. This quarter, CANN also received 19 immigrants who arrived under the recently created Canadian Experience category.



### Philippines lead as source country.

Immigrants from the Philippines were the leading source of newcomers received by CANN at VIA during the third quarter of 2009. They accounted for 29 per cent of arrivals this quarter, an increase of 6 per cent as compared with the same quarter last year when China was the top source country and accounted for 32 percent of newcomers. This quarter China accounted for 28 per cent while India accounted for 12 per cent. Other countries such as Korea (5%) and Taiwan (4%) contributed a significant number of immigrants to Canada.



### Myanmar (Burma) continues to be the top source country for refugees.

CANN received 266 government- assisted and privately-sponsored refugees from

Myanmar (Burma) this quarter which was followed by 170 refugees from Iraq. CANN welcomes 1500 – 2000 government-assisted and privately-sponsored refugees each year.

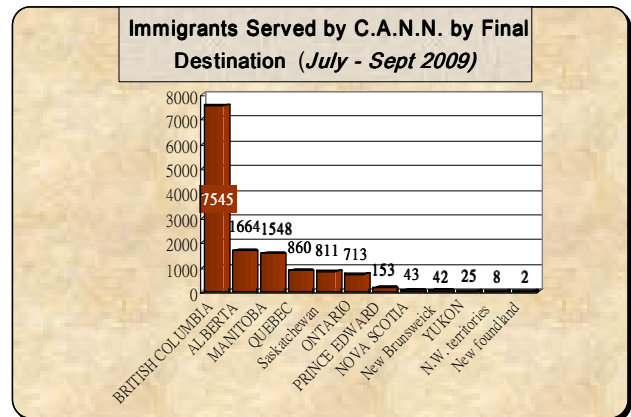
**Change in trend seen for mother tongue**

This quarter the top mother tongue as reported by new immigrants received by CANN at VIA was Mandarin (30%) which decreased by 8 per cent this quarter when compared to the same period last year. This was followed by Tagalog (29%) which was an increase of 26 per cent from the same quarter last year. Other top languages reported as mother tongue were Punjabi (11%), Korean (5%), English (3%), Farsi (3%), Cantonese (2%), Arabic (2%), Vietnamese (1.7%) Karen 1.6%) and Russian (1%).

**New immigrants destined to the Prairies rise.**

Winnipeg as the intended final destination

city grew by 42 per cent as compared to the same period last year. Immigrants destined to Regina rose by 53 per cent and Saskatoon rose by 55 per cent. The total number of immigrants who stated that they intended to settle in the city of Vancouver dropped to 25% of the total as compared to 31% for the same period last year. Surrey remained the second most popular destination in BC with 10% of the total number intending to settle there. This was followed by Richmond (5%), Burnaby 4%, Abbotsford (1.9%) and Coquitlam (1.5%).



*C.A.N.N. provides orientation and information services to immigrants arriving at the Vancouver International Airport.*

*The statistical information provided in this release is based on data collected for new immigrants received by C.A.N.N..*

*For more information: [www.success.bc.ca/cann](http://www.success.bc.ca/cann)*